



BLOOM

SPECIFICATIONS

Light Source

LED

Efficacy (100W)

>2.4 $\mu\text{mol}/\text{J}$

PPF (660W)

1200 μmol

Input Power

440W~660W MAX

Input Voltage / Current (90W)

120 @5.5A | 240 @ 2.8A | 277 @ 2.5A

L/H/W/Weight

33 / 2.5 / 36 / 22lbs

Mounting Height

>12 Inches Above Canopy

Operating Temperature

0F ~ 90F

Thermal Management

PASSIVE CONVECTION

Dimming

0-10V / PWM / MANUAL PRESET

Lifetime per TM21 L70 / L90

80K hrs / 35K hrs

Warranty

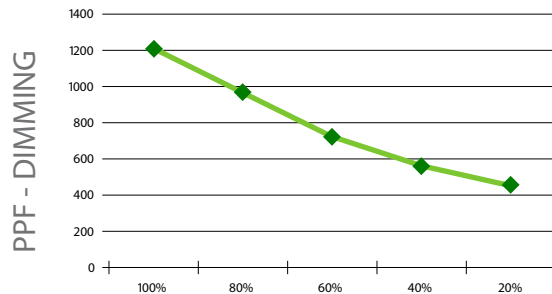
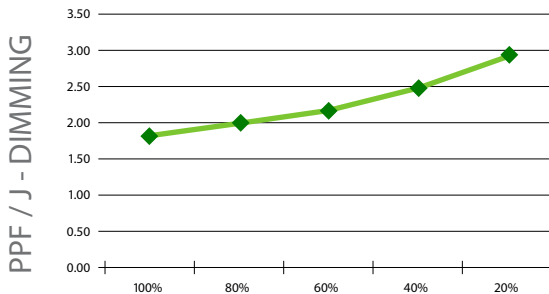
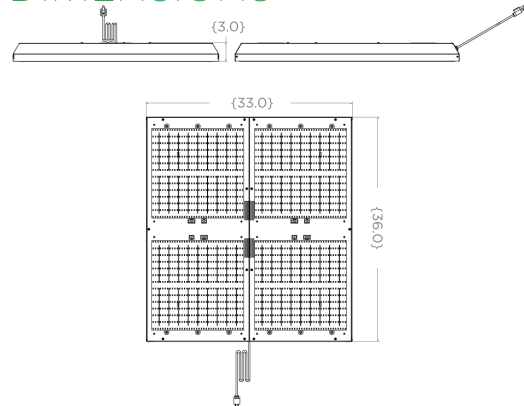
5 Year Standard Warranty



FEATURES

- » Industry leading performance
- » Industry standard footprint
- » Fully customizable to suit individual growing styles
- » Natural white light
- » 2700-5000 tunable spectra/red-blue-UV mix
- » 385nm/660nm kicker
- » White Powder coated aluminum housing
- » UL1598D horticultural approval
- » Made in the USA patent #9820447

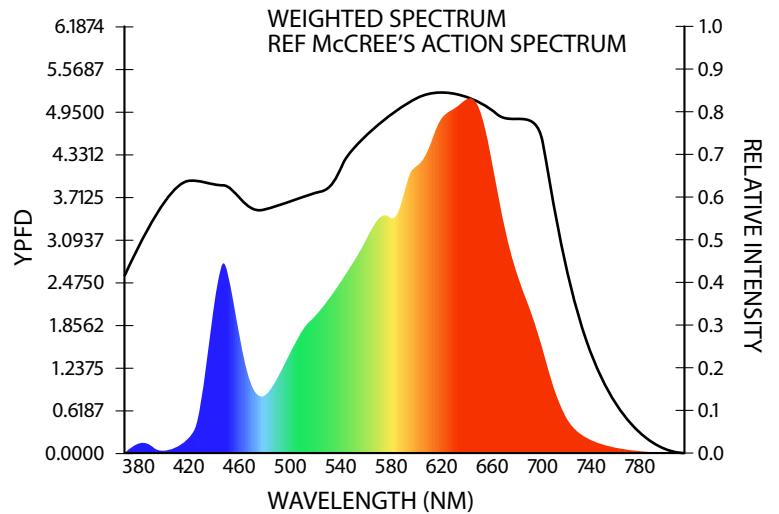
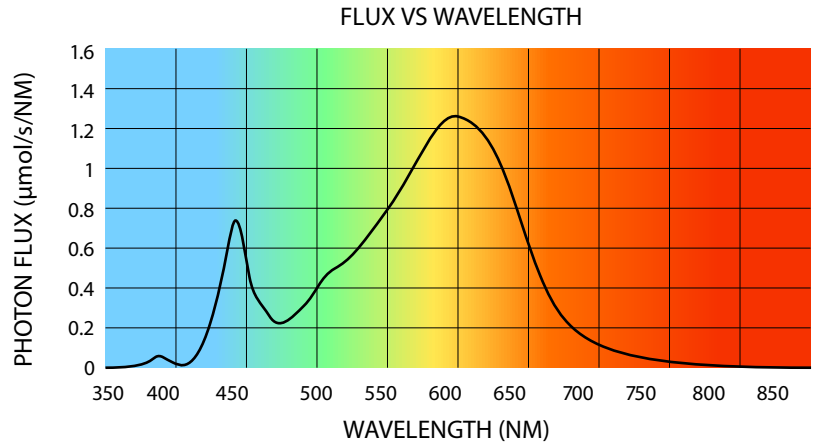
DIMENSIONS





	WAVELENGTH RANGE (NM)	PHOTON FLUX (μmol/SEC)
ORANGE	590 - 600	78.971500
	600 - 610	81.174454
	610 - 620	79.316997
	620 - 630	73.759685
	630 - 640	65.522698
RED	640 - 650	55.820996
	650 - 660	45.954216
	660 - 670	36.687032
	670 - 680	28.628667
	680 - 690	21.974312
INFARED	690 - 700	16.599117
	700 - 710	12.444757
	710 - 720	9.283270
	720 - 730	6.910731
	730 - 740	5.119883
	740 - 750	3.792827
	750 - 760	2.826129
	760 - 770	2.113884
	770 - 780	1.582914
	780 - 790	1.191579
790 - 800	0.904732	

	WAVELENGTH RANGE (NM)	PHOTON FLUX (μmol/SEC)
UVA	350 - 360	0.309428
	360 - 370	0.349855
	370 - 380	0.855815
	380 - 390	2.767791
	390 - 400	2.073109
VIOLET	400 - 410	0.847787
	410 - 420	1.436211
	420 - 430	4.914774
	430 - 440	14.775535
	440 - 450	36.382552
BLUE	450 - 460	39.087795
	460 - 470	21.42443
	470 - 480	14.980032
	480 - 490	16.940827
	490 - 500	23.280355
CYAN	500 - 510	29.828746
	510 - 520	34.377020
	520 - 530	37.940789
GREEN	530 - 540	41.832437
	540 - 550	46.578273
	550 - 560	52.221848
YELLOW	560 - 570	58.830638
	570 - 580	66.308024
	580 - 590	73.497176



Family	Power	Spectrum	Input Voltage	Cord
ZB	660 = 660W (standard) 440 = 440W	BX= 27/40 (no kicker) BU= 27/40 w/UV kicker UX= 30/50 (no kicker) UU= 30/50 w/UV kicker UR= 30/50 w/Red kicker	ST = 90-305V (standard) HV = 180-528V	# = Cord Length (10' Standard, 15' option) #W = Whip (no plug) #N5 = 5-15P #N6 = 6-15P (standard) #L7 = L7-15P