

4 GROWTH STAGES/AREAS

Vegetative
Clone / Nursery
Flower / Bloom
Greenhouse



FEATURES

- Made in the USA
- Industry leading performance
- Replaces a 1,000W DE 1:1
- Patented spectrum
- Natural white light
- Tunable spectrum
- Suitable for CEA use with all crops
- Ideally suited for GH supplemental applications
- Powder coated aluminum housing
- Easy installation and operation
- Ships with a 10' cord, NEMA 6-15P plug, and 5-15P adaptor
- Connectors and Transmission Hardware: RJ-12
- Integral Control Capabilities: Manual Dimming

ORDERING INFORMATION

Example: CT-600-U-ST

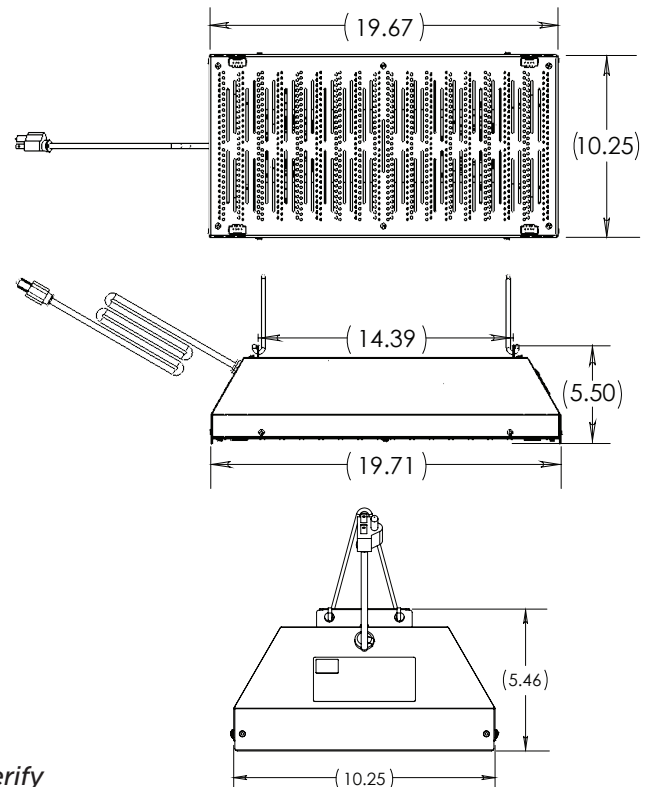
SERIES	WATTAGE	SPECTRUM	VOLTAGE
CT	600	U Universal	ST 120-277V

NOTE: Not all models are DLC Listed; check the DLC QPL to verify

WARRANTY & LISTINGS

- cULus listed for horticultural damp locations not exceeding a maximum ambient temperature of 40°C
- DLC Horticultural 3.0 listed (H-AEK9MF)
- 5-year warranty of all electronics and housing
- DLC QPL Lighting Schemes
 - Indoor: non-stacked, top-light, sole-source
 - Greenhouse: top light, supplemental

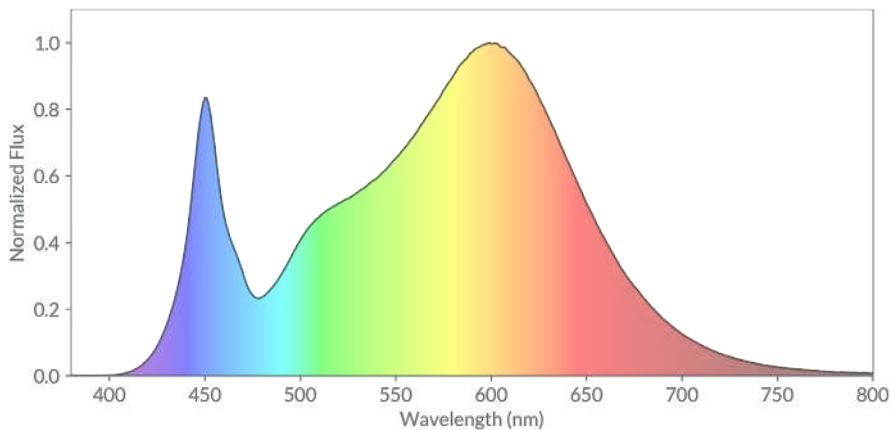
DIMENSIONS



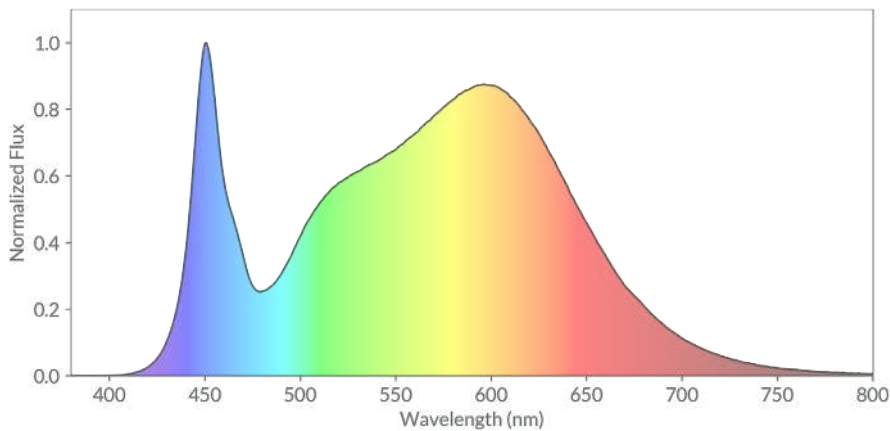
SPECIFICATIONS - FULL SPECTRUM

Light Source	LED
Spectra	Patented
Efficacy	2.3 $\mu\text{mol}/\text{J}$
PPF	1216 μmol
Input Power	600W MAX
Input Voltage / Current	120 @4.92A 240 @2.46A 277 @2.12A
L/W/H Weight	20 / 10 / 5.5 12lbs
Mounting Height	> 36 Inches
Operating Temperature	-40°C to 40°C (-40°F to 104°F)
Thermal Management	Patented IP68 active
Dimming	0-10V / PWM (dim to off)
Lifetime per TM21 Q70 / Q90	76K hrs /46K hrs

Spectral Power Distribution - B



Spectral Power Distribution - U



PPFD at 60" Mounting Height

666	727	792	820	821	792	730	666
726	803	884	923	924	884	803	724
779	875	970	1033	1033	970	875	779
816	919	1031	1109	1103	1031	919	816
814	922	1032	1123	1123	1032	923	816
780	878	975	1056	1057	975	879	782
725	806	889	955	954	890	807	729
670	735	800	846	845	800	732	670